

How to Put Out / Sort Waste and Recyclables

Post this sheet in an easily visible place.

Waste that does not comply with the rules cannot be collected.



Waste bags
Large: 40 liters
Medium: 25 liters
Small: 20 liters



Waste bags
Large: 40 liters
Medium: 25 liters
Small: 20 liters

- Put waste out at your designated waste collection point by 8:00 AM on the collection day.
- Sort your waste correctly, follow the collection calendar, use the bags designated by the town of Tamamura, and seal the bags properly.
- Waste from business activities (factories, offices, shops, etc.) cannot be left at the collection point.

Burnable Non-Recyclable Waste Twice a week

Refer to the reverse side for your waste collection zone.

Food waste

Drain it well.
※Food waste is mostly composed of water.



Vinyl/rubber/leather products

Cut vinyl hoses into pieces of 50 cm or smaller.



Branches/wood



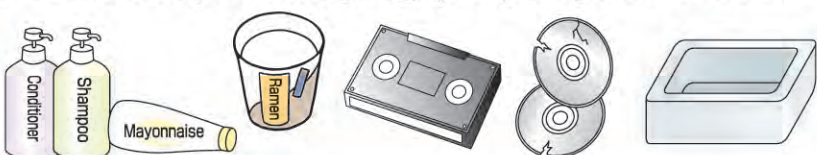
(Bundle using string.)



Only items of 5 cm or less in thickness and 50 cm or less in length are accepted. Bundle them so they can be handled easily. There is a limit of three bundles per collection day. Thick items or large quantities must be disposed of as "oversized waste."

Put out leaves and twigs in burnable non-recyclable waste bags.
※Recycling branches/wood The town is working to recycle wood as fuel. Please bring it to the Clean Center as "oversized waste" if possible. Items left at the waste collection point cannot be recycled.

Plastics/packaging polystyrene foam



Paper diapers/tissues

Remove bodily waste.



In order to reduce the weight and volume of burnable non-recyclable waste, a subsidy system is available for installation of household food waste disposal units. If you are interested, please contact the Environment & Safety Section.

※Bedding, carpets, etc. must be disposed of as "oversized waste."

※Items that are "50 cm or longer on one side" or weigh "10 kg or more" are classified as "oversized waste," even if placed in the designated bags. Refer to the reverse side.

Recyclable Waste / Unburnable Waste Twice a month

Refer to the reverse side for your waste collection zone.

Recyclable waste and unburnable waste are not collected during the fifth week of the month.

Glass Bottles / Tin Cans/ Used Clothing

Week 1
Week 3

Always sort by type before discarding. Do not mix different types!

Empty glass bottles

Be sure to remove the cap and rinse out the inside.



Empty cans

Drinks/snacks/dried seaweed/canned foods: Be sure to empty and rinse out the contents.



※Cans other than those described above are "unburnable waste."

Used clothing

Used clothing should be washed and dried well, and then put out in a recyclable waste bag. Do not put it out on rainy days. Used clothing is also collected from recycling boxes permanently installed in the following locations.



◆All clothing: anything not soiled with mud, oil, paint, etc. Leave buttons, zippers, etc. attached.
◆Non-clothing: bags, belts, shoes (must be a complete pair), hats, neckties, scarves, kerchiefs, towels, sheets, futon covers, blankets, curtains, stuffed animals



※If items do not fit in a recyclable waste bag, please bring them directly to the Clean Center as oversized waste.
◆Cloth scraps ◆Raincoats ◆Sandals, slippers, indoor shoes, rubber boots ◆Doormats, bathmats, toilet seat covers ◆Pillows
◆Futons, floor cushions, mattresses, electric blankets ◆Kotatsu mats ◆Rugs/carpets

(Used Clothing Recycling Boxes)

Town Office entrance
Public Gymnasium
B&G Marine Center
Cultural Center
Senior Welfare Center
General Sports Park
Hokubu Park

PET Bottles

Week 1
Week 3

PET Bottles



- Remove the cap.
- Peel off the label.
- Rinse the inside.
- Flatten the bottle slightly.



Flatten beforehand.



PET Resin identification code

- Place PET bottles directly inside the blue net bag at the collection point, and trays inside the green net bag.
- Do not place any items other than PET bottles or trays inside the net bags.
- Dispose of very greasy or dirty items as "burnable non-recyclable waste."

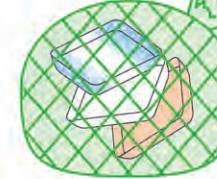
Styrofoam Containers

Week 1

Styrofoam Containers (Week 1 of each month only)



- Remove the cling film/label.
- Rinse lightly and drain.



※Dispose of packaging polystyrene foam and plastic trays as "burnable non-recyclable waste."

Unburnable Waste

Week 2
Week 4

Glass/ceramics



※If products contain both metal and burnable materials and cannot be separated, put them out with "unburnable waste." (Examples are laundry hangers or file folders with metal parts.)

Metal/miscellaneous household items



Wrap knives in paper.

Lighters/spray cans/oil cans/paint cans

※Make sure that the contents are depleted. Do not poke holes.



Place lighters inside a separate transparent bag, etc., and write "Lighters."



Small home appliances

※Items weighing 10 kg or more are classified as "oversized waste," even if placed in bags.



※Be sure to remove the batteries.

Reusable/recyclable items are separated and reused/recycled.

Dry-cell batteries

Place inside a transparent bag, etc., and write "Dry-cell batteries."
(Only alkaline/manganese dry-cell batteries are accepted.)
※Bring button cells and rechargeable batteries to "Recycling Partner Stores" such as home appliance and hardware stores.



Fluorescent tubes/light bulbs

(Be careful not to break them.)

Place them inside the original box if possible, or wrap them in newspaper, etc.



Newspapers/Cardboard/Magazines/Drink cartons/Miscellaneous Paper

Week 2
Week 4

Always sort by type before discarding. Do not mix different types!

※If it rains, either wait until the next collection day, or place the items inside recyclable waste/unburnable waste bags.

Newspapers

Inserted flyers can be discarded together.



Cardboard

Remove other materials (polystyrene foam, plastic, etc.) and dispose of them as "burnable non-recyclable waste."



※Corrugated type

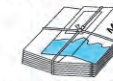
Magazines

Books and textbooks are also included.



Drink cartons

Rinse the inside, cut the carton open, and let it dry.
※Cartons with aluminum treatment on the inside are "burnable non-recyclable waste."



Miscellaneous paper

After removing other materials such as plastic, metal fittings, wrapping foil, etc., place just the paper items inside a paper bag.

※Paper with waterproof coating (paper cups), thermal paper (receipts), pressure-bonded postcards, photographs, etc. are "burnable non-recyclable waste."

Items with this mark are recyclable.

Tissue boxes
Snack boxes
Wrapping paper
Pamphlets
Calendars
Envelopes



Get notifications of waste collection days on your smartphone.

If you have a smartphone, we recommend registering for the waste sorting promotion app "3R's."

App installation Search for the app on one of the distribution platforms, or download it using the QR code.



Uncollectable hazardous waste

Mercury thermometers/mercury blood-pressure meters/button cells

※These items are easily breakable and the mercury can leak. To avoid this, bring them directly to one of the following locations.
Environment & Safety Section (2F of Town Office) / B&G Marine Center / Clean Center



Check the "Waste Collection Calendar" for burnable non-recyclable waste, recyclable waste, and unburnable waste collection days and for Saturdays and Sundays when oversized waste is accepted.

- Refer to the reverse side for a map and list of collection zones, information on how to put out oversized waste, etc.
- For more details on sorting waste, contact the Clean Center or check "How to Put Out / Sort Waste and Recyclables" on the town's website.

Contact

Tamamura Town Clean Center
Environment & Safety Section

TEL 0270-65-4343
TEL 0270-64-7708

英語版
2019.10